






Aluno (a):

Nº

### Para casa

<b>PATO</b>	<b>PÉ</b>	<b>PIPOCA</b>	<b>POÇO</b>	<b>PUDIM</b>
				
<b>pa</b>	<b>pe</b>	<b>pi</b>	<b>po</b>	<b>pu</b>
pa	pe	pi	po	pu
<b>PA</b>	<b>PE</b>	<b>PI</b>	<b>PO</b>	<b>PU</b>
Pa	Pe	Pi	Po	Pu

1. Pinte o quadradinho que tem o nome da figura:



pia

pai

pau

papa

pé

pão

pó

papo


pião



pia

pau


pião



pá

pó

pé



pipa


pia

papai

2. Leia e escreva o nome das figuras



pão



pipa



pião