
























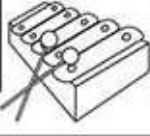


Aluno (a):

Nº

1. Atenção!!! O nosso alfabeto tem 26 letras. Vamos começar com o alfabeto minúsculo! Cubra os pontinhos seguindo as setas:



2. Agora escreva a letra inicial do nome de cada desenho, depois capriche no colorido:

	<input type="text"/>		<input type="text"/>		<input type="text"/>		<input type="text"/>
	<input type="text"/>		<input type="text"/>		<input type="text"/>		<input type="text"/>
	<input type="text"/>		<input type="text"/>		<input type="text"/>		<input type="text"/>
	<input type="text"/>		<input type="text"/>		<input type="text"/>		<input type="text"/>
	<input type="text"/>		<input type="text"/>		<input type="text"/>		<input type="text"/>
	<input type="text"/>		<input type="text"/>		<input type="text"/>		<input type="text"/>
	<input type="text"/>		<input type="text"/>				