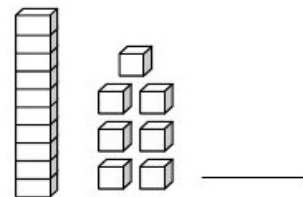
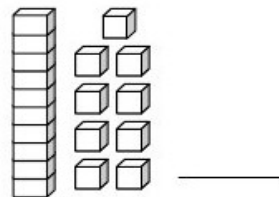
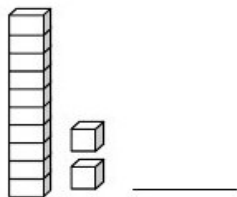
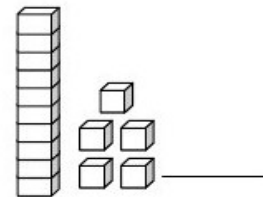
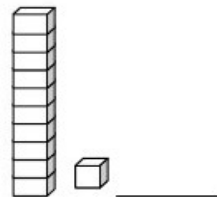
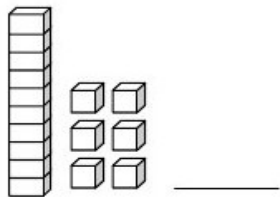
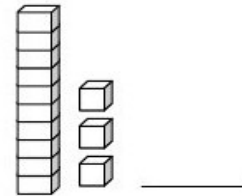
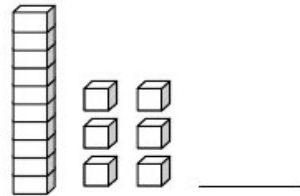
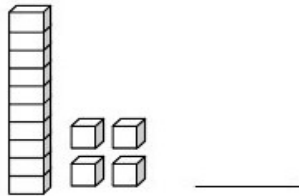


Aluno (a): _____

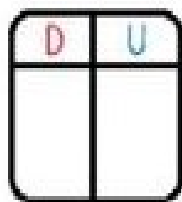
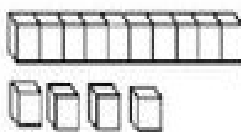
Nº _____

1- Escreva o número correspondente ao material dourado:

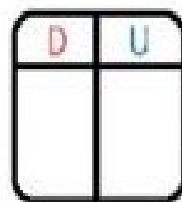
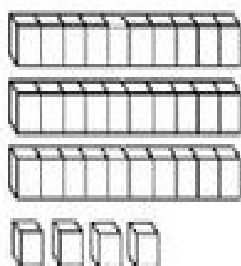


2- Escreva os números:

Siga o modelo.



$$\boxed{10} + \boxed{4} = \boxed{14}$$



$$\boxed{} + \boxed{} = \boxed{}$$

Base ten blocks (2 tens rods, 1 ten rod, 5 ones units) A ten frame with 'D' in the top-left and 'U' in the top-right $\square + \square = \square$

Base ten blocks (2 tens rods, 1 ten rod, 5 ones units) A ten frame with 'D' in the top-left and 'U' in the top-right $\square + \square = \square$

Base ten blocks (2 tens rods, 1 ten rod, 5 ones units) A ten frame with 'D' in the top-left and 'U' in the top-right $\square + \square = \square$

3- Observe e registre a quantidade:

100 grid, 3 tens rods, 5 ones units, and a circle.

100 grid, 100 grid, 4 tens rods, 3 ones units, and a circle.

6 tens rods, 5 ones units, and a circle.

4- Leia os números por extenso e coloque em números na tabela:

DUZENTOS E OITENTA E CINCO

C	D	U

QUINHENTOS E CINQUENTA E SETE

C	D	U

TRESENTOS E QUARENTA E DOIS

C	D	U

CENTO E NOVENTA E OITO

C	D	U

OITOCENTOS E VINTE E CINCO

C	D	U

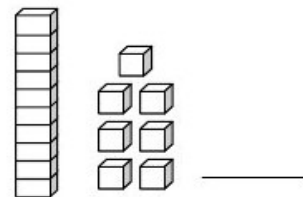
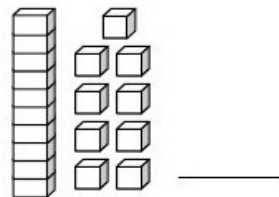
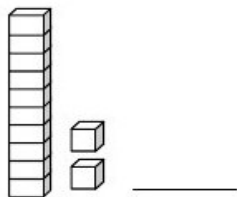
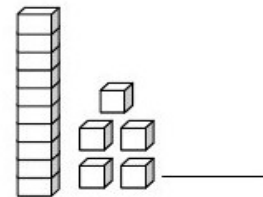
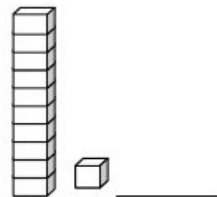
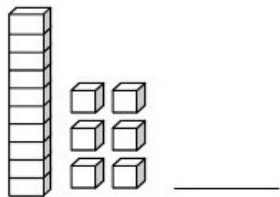
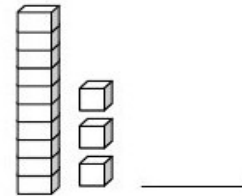
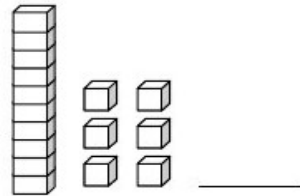
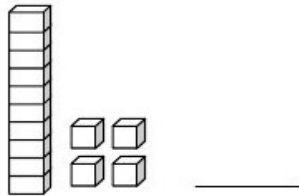
5- Decomponha os números em centenas, dezenas e unidades:

número	Centena	Dezena	Unidade
555	500	50	5
86			
678			
56			
876			

Aluno (a): _____

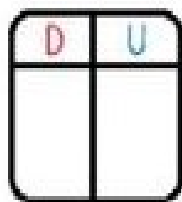
Nº _____

1- Escreva o número correspondente ao material dourado:

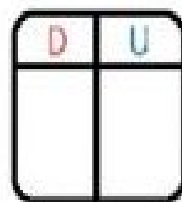
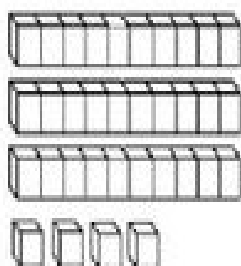


2- Escreva os números:

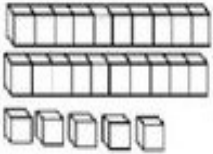
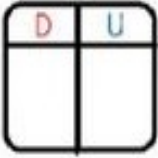
Siga o modelo.



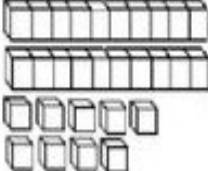
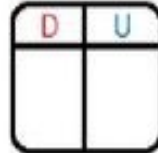
$$\boxed{10} + \boxed{4} = \boxed{14}$$



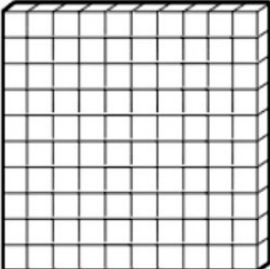
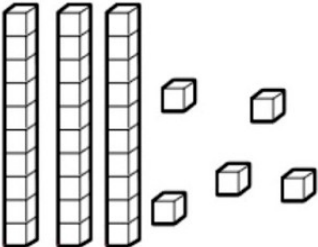

$$\boxed{} + \boxed{} = \boxed{}$$

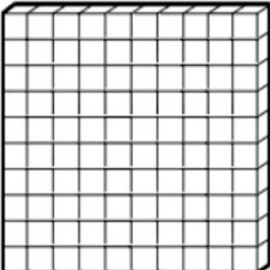
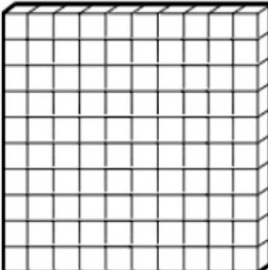
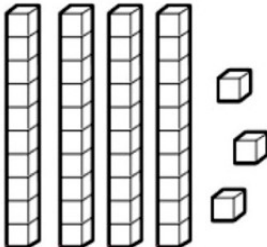

  $\square + \square = \square$

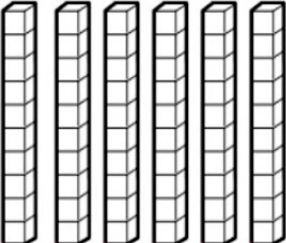
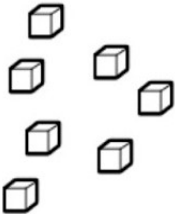

  $\square + \square = \square$

  $\square + \square = \square$

3- Observe e registre a quantidade:

4- Leia os números por extenso e coloque em números na tabela:

DUZENTOS E OITENTA E CINCO

C	D	U

QUINHENTOS E CINQUENTA E SETE

C	D	U

TRESENTOS E QUARENTA E DOIS

C	D	U

CENTO E NOVENTA E OITO

C	D	U

OITOCENTOS E VINTE E CINCO

C	D	U

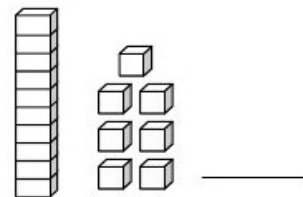
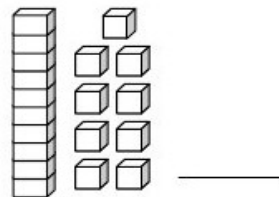
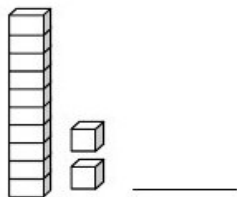
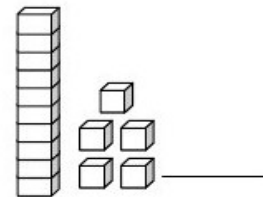
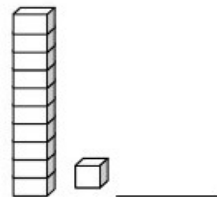
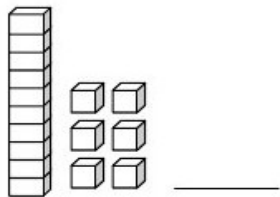
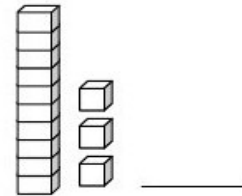
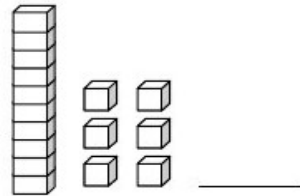
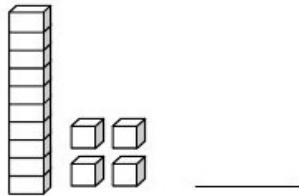
5- Decomponha os números em centenas, dezenas e unidades:

número	Centena	Dezena	Unidade
555	500	50	5
86			
678			
56			
876			

Aluno (a): _____

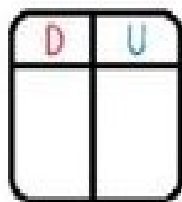
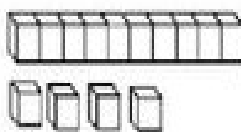
Nº _____

1- Escreva o número correspondente ao material dourado:

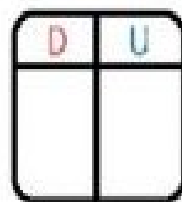
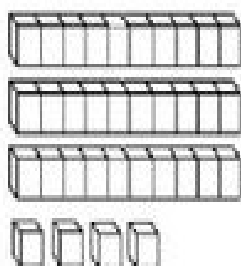


2- Escreva os números:

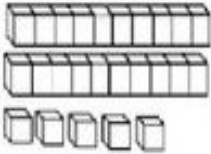
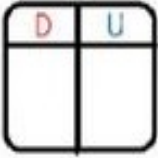
Siga o modelo.



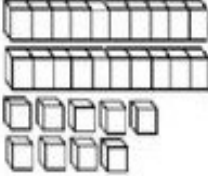
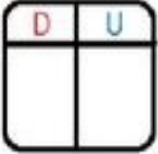
$$\boxed{10} + \boxed{4} = \boxed{14}$$



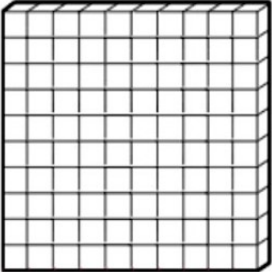
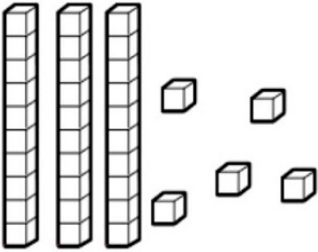

$$\boxed{} + \boxed{} = \boxed{}$$

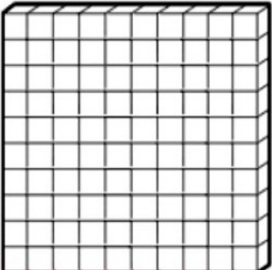
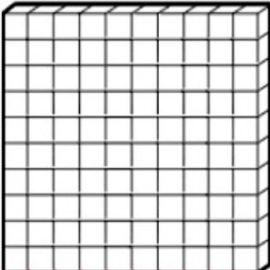
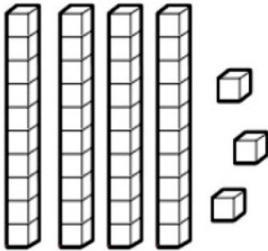

  $\square + \square = \square$

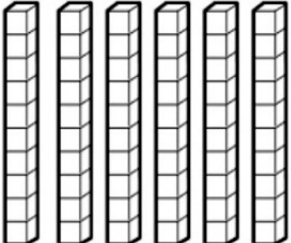
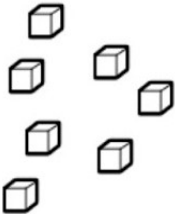

  $\square + \square = \square$

  $\square + \square = \square$

3- Observe e registre a quantidade:

4- Leia os números por extenso e coloque em números na tabela:

DUZENTOS E OITENTA E CINCO

C	D	U

QUINHENTOS E CINQUENTA E SETE

C	D	U

TRESENTOS E QUARENTA E DOIS

C	D	U

CENTO E NOVENTA E OITO

C	D	U

OITOCENTOS E VINTE E CINCO

C	D	U

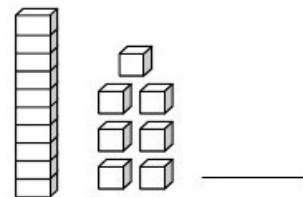
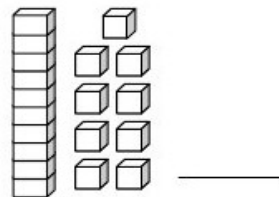
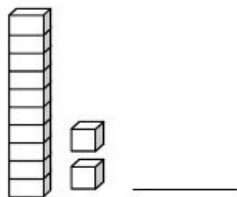
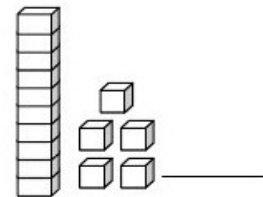
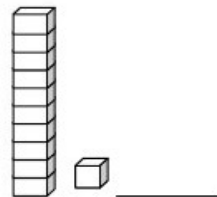
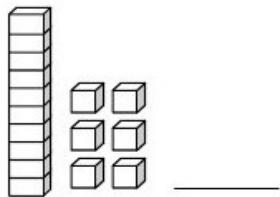
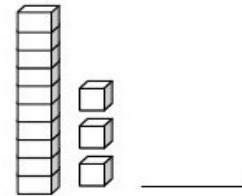
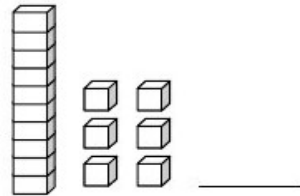
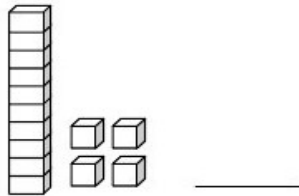
5- Decomponha os números em centenas, dezenas e unidades:

número	Centena	Dezena	Unidade
555	500	50	5
86			
678			
56			
876			

Aluno (a): _____

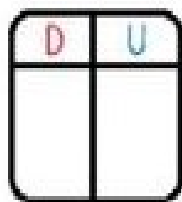
Nº _____

1- Escreva o número correspondente ao material dourado:

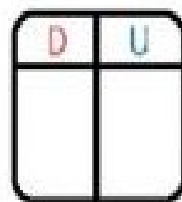
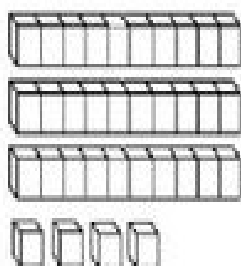


2- Escreva os números:

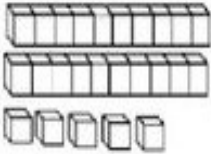
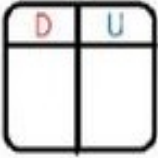
Siga o modelo.



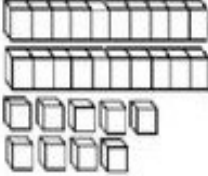
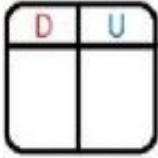
$$\boxed{10} + \boxed{4} = \boxed{14}$$



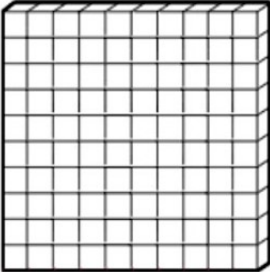
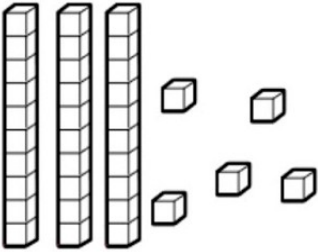

$$\boxed{} + \boxed{} = \boxed{}$$

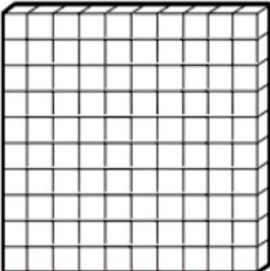
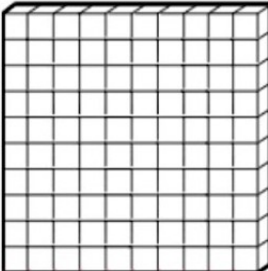
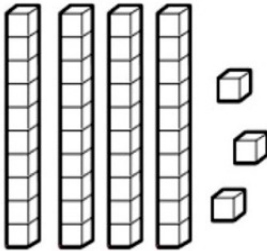

  $\square + \square = \square$

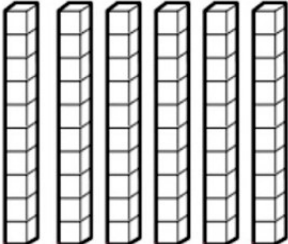
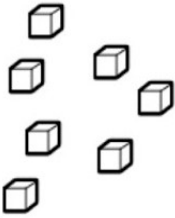

  $\square + \square = \square$

  $\square + \square = \square$

3- Observe e registre a quantidade:

4- Leia os números por extenso e coloque em números na tabela:

DUZENTOS E OITENTA E CINCO

C	D	U

QUINHENTOS E CINQUENTA E SETE

C	D	U

TRESENTOS E QUARENTA E DOIS

C	D	U

CENTO E NOVENTA E OITO

C	D	U

OITOCENTOS E VINTE E CINCO

C	D	U

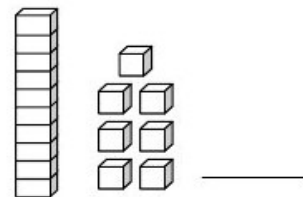
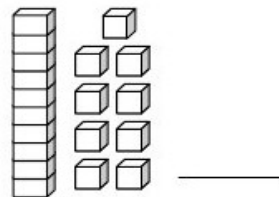
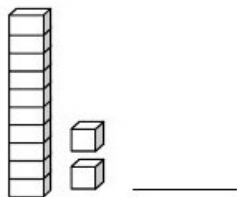
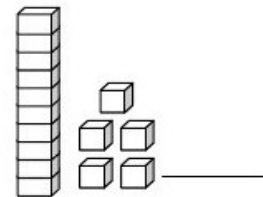
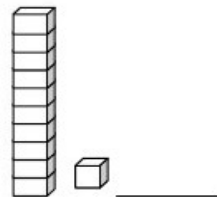
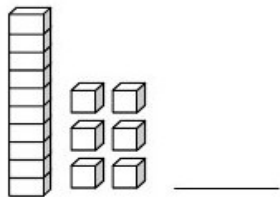
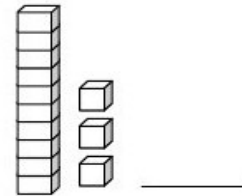
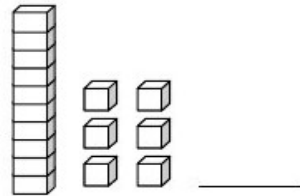
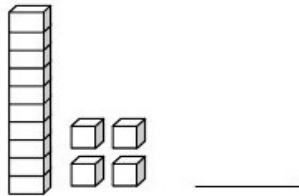
5- Decomponha os números em centenas, dezenas e unidades:

número	Centena	Dezena	Unidade
555	500	50	5
86			
678			
56			
876			

Aluno (a): _____

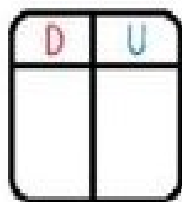
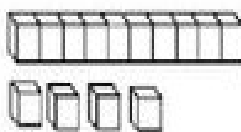
Nº _____

1- Escreva o número correspondente ao material dourado:

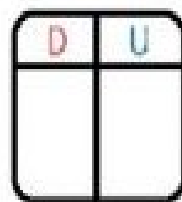
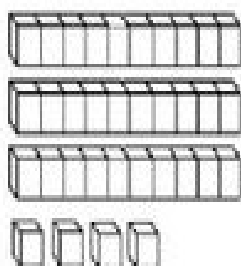


2- Escreva os números:

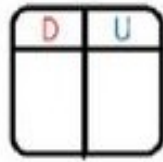
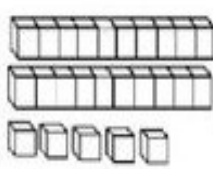
Siga o modelo.



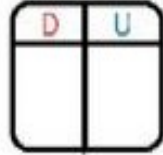
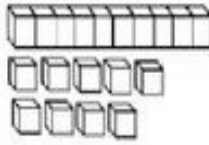
$$\boxed{10} + \boxed{4} = \boxed{14}$$



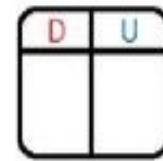
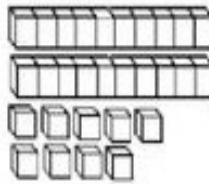
$$\boxed{} + \boxed{} = \boxed{}$$



$$\square + \square = \square$$


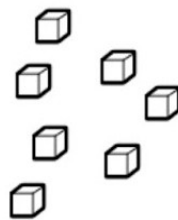
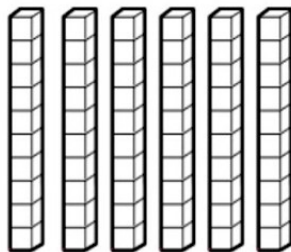

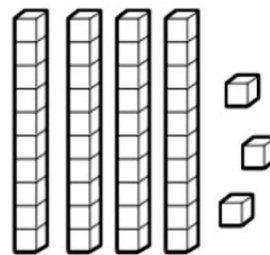
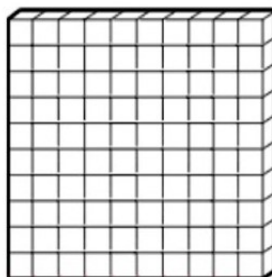
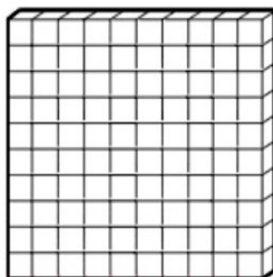

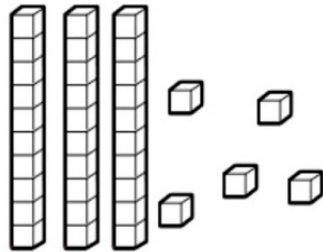
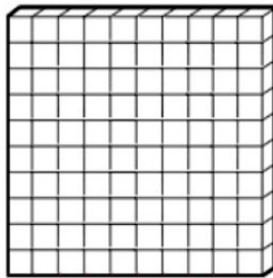


$$\square + \square = \square$$



$$\square + \square = \square$$

3- Observe e registre a quantidade:



4- Leia os números por extenso e coloque em números na tabela:

DUZENTOS E OITENTA E CINCO

C	D	U

QUINHENTOS E CINQUENTA E SETE

C	D	U

TRESENTOS E QUARENTA E DOIS

C	D	U

CENTO E NOVENTA E OITO

C	D	U

OITOCENTOS E VINTE E CINCO

C	D	U

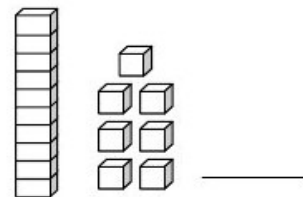
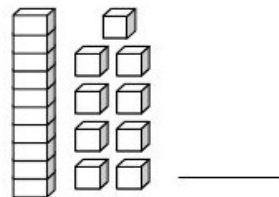
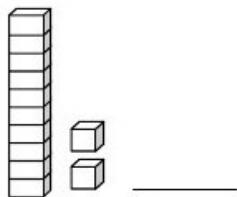
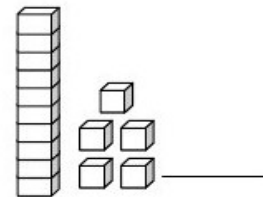
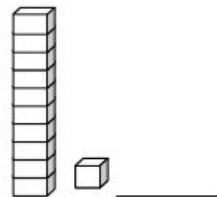
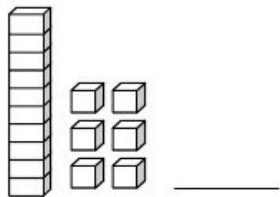
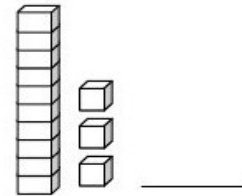
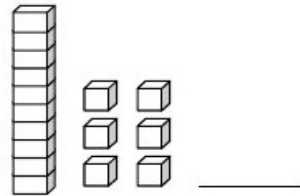
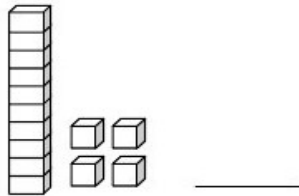
5- Decomponha os números em centenas, dezenas e unidades:

número	Centena	Dezena	Unidade
555	500	50	5
86			
678			
56			
876			

Aluno (a): _____

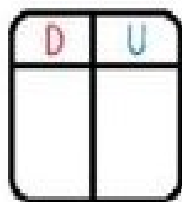
Nº _____

1- Escreva o número correspondente ao material dourado:

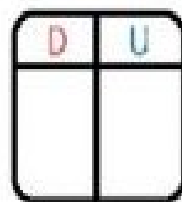
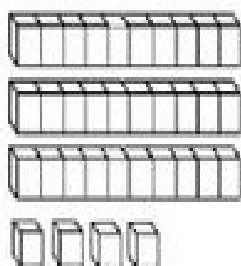


2- Escreva os números:

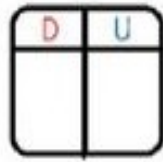
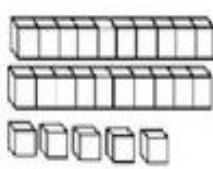
Siga o modelo.



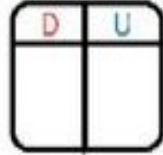
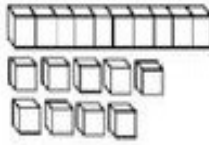
$$\boxed{10} + \boxed{4} = \boxed{14}$$



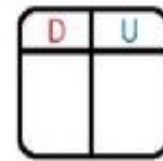
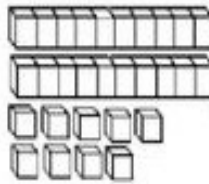
$$\boxed{} + \boxed{} = \boxed{}$$



$$\square + \square = \square$$


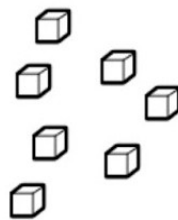
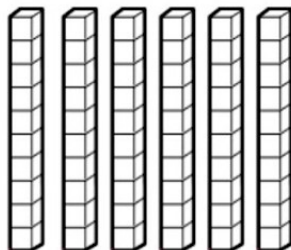

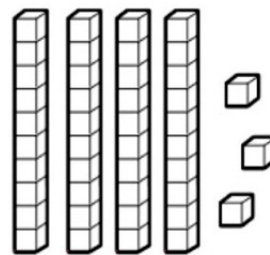
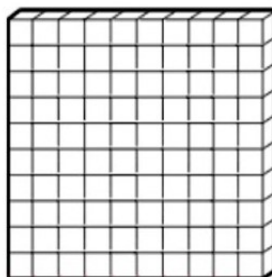
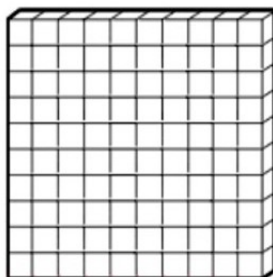

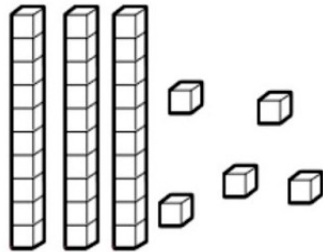
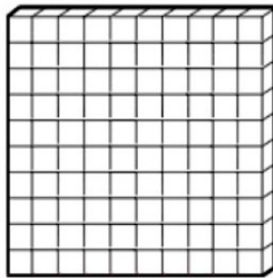


$$\square + \square = \square$$



$$\square + \square = \square$$

3- Observe e registre a quantidade:



4- Leia os números por extenso e coloque em números na tabela:

DUZENTOS E OITENTA E CINCO

C	D	U

QUINHENTOS E CINQUENTA E SETE

C	D	U

TRESENTOS E QUARENTA E DOIS

C	D	U

CENTO E NOVENTA E OITO

C	D	U

OITOCENTOS E VINTE E CINCO

C	D	U

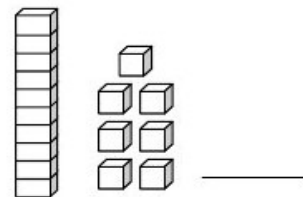
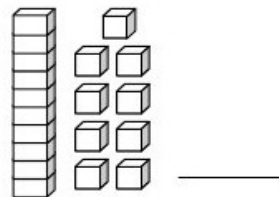
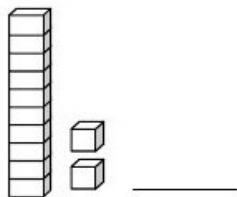
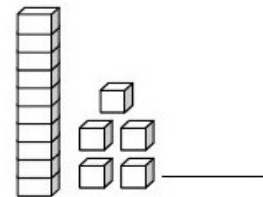
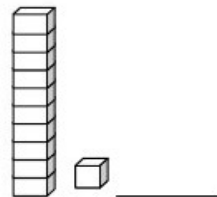
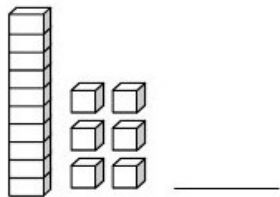
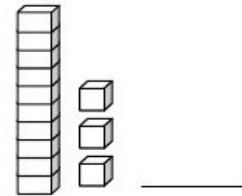
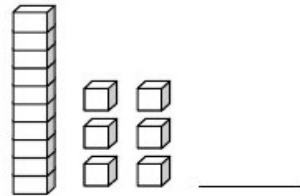
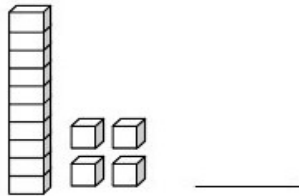
5- Decomponha os números em centenas, dezenas e unidades:

número	Centena	Dezena	Unidade
555	500	50	5
86			
678			
56			
876			

Aluno (a): _____

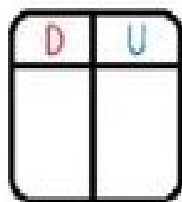
Nº _____

1- Escreva o número correspondente ao material dourado:

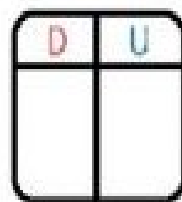
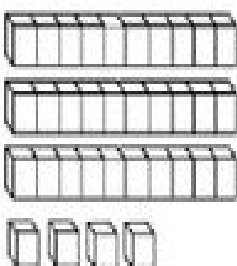


2- Escreva os números:

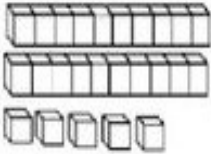
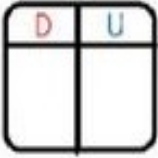
Siga o modelo.



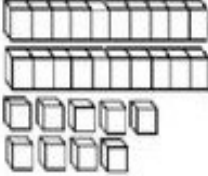
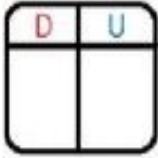
$$\boxed{10} + \boxed{4} = \boxed{14}$$



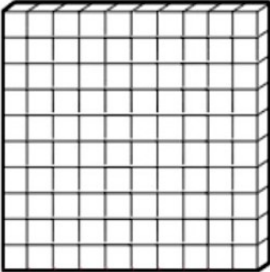
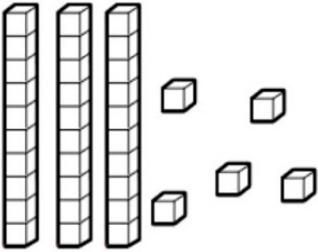

$$\boxed{} + \boxed{} = \boxed{}$$

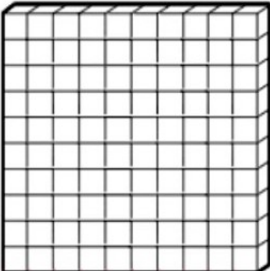
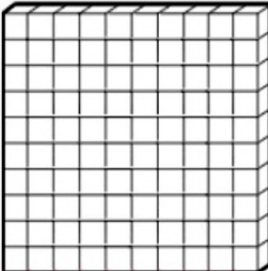
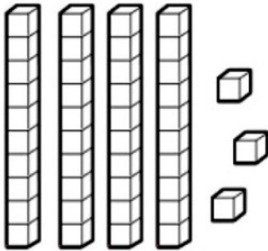

  $\square + \square = \square$

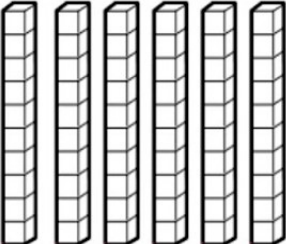
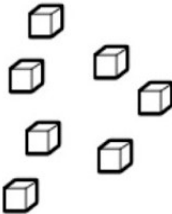

  $\square + \square = \square$

  $\square + \square = \square$

3- Observe e registre a quantidade:

4- Leia os números por extenso e coloque em números na tabela:

DUZENTOS E OITENTA E CINCO

C	D	U

QUINHENTOS E CINQUENTA E SETE

C	D	U

TRESENTOS E QUARENTA E DOIS

C	D	U

CENTO E NOVENTA E OITO

C	D	U

OITOCENTOS E VINTE E CINCO

C	D	U

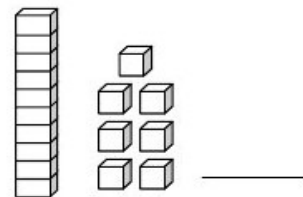
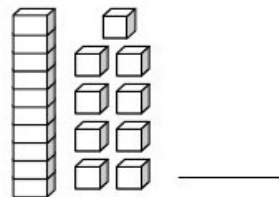
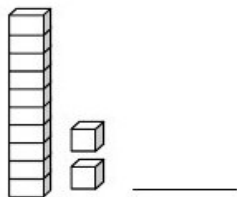
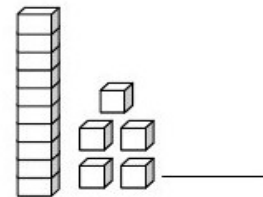
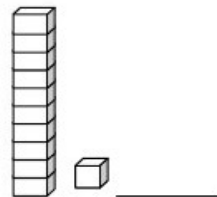
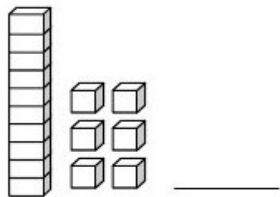
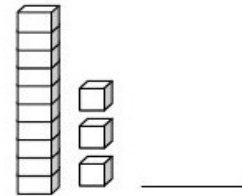
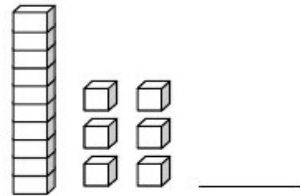
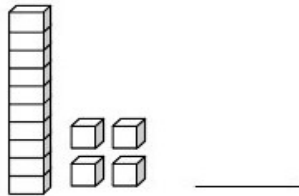
5- Decomponha os números em centenas, dezenas e unidades:

número	Centena	Dezena	Unidade
555	500	50	5
86			
678			
56			
876			

Aluno (a): _____

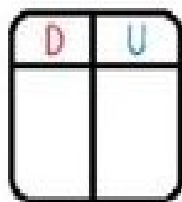
Nº _____

1- Escreva o número correspondente ao material dourado:

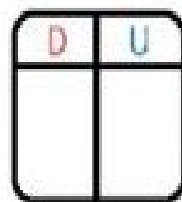
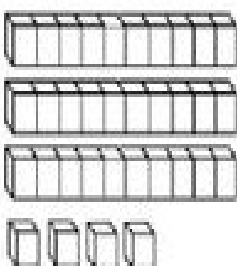


2- Escreva os números:

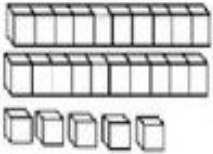
Siga o modelo.



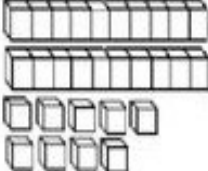
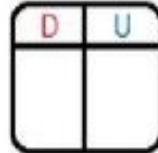
$$\boxed{10} + \boxed{4} = \boxed{14}$$



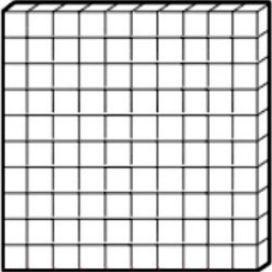
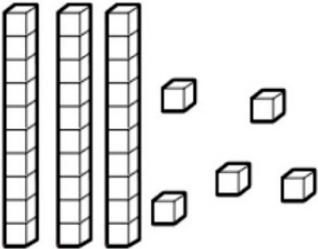

$$\boxed{} + \boxed{} = \boxed{}$$

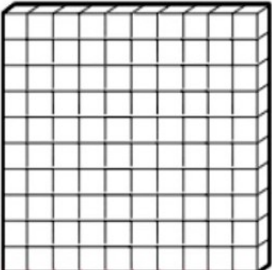
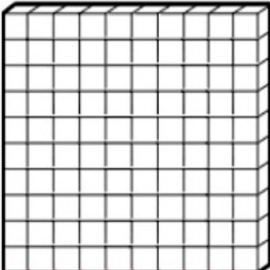
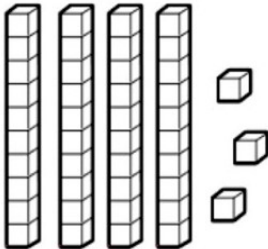

  $\square + \square = \square$

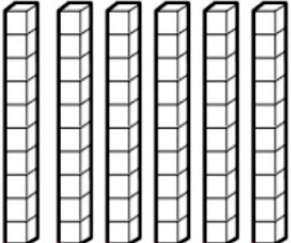
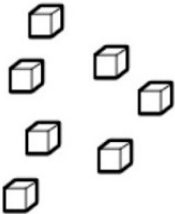

  $\square + \square = \square$

  $\square + \square = \square$

3- Observe e registre a quantidade:

4- Leia os números por extenso e coloque em números na tabela:

DUZENTOS E OITENTA E CINCO

C	D	U

QUINHENTOS E CINQUENTA E SETE

C	D	U

TRESENTOS E QUARENTA E DOIS

C	D	U

CENTO E NOVENTA E OITO

C	D	U

OITOCENTOS E VINTE E CINCO

C	D	U

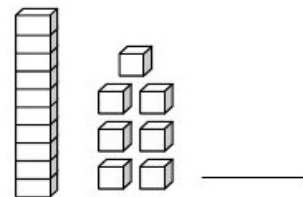
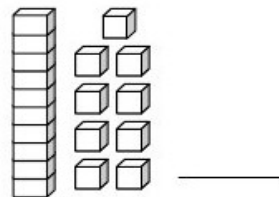
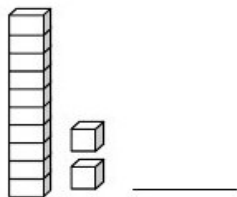
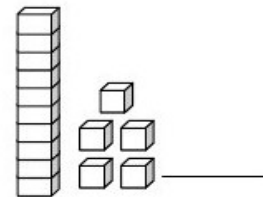
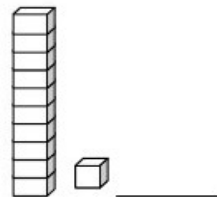
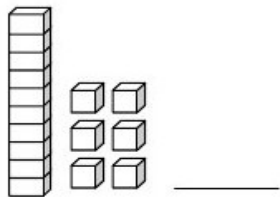
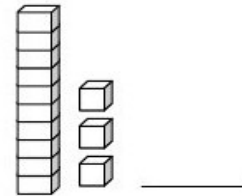
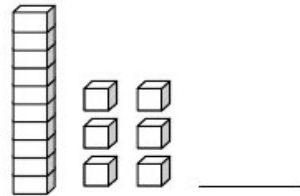
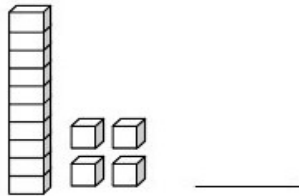
5- Decomponha os números em centenas, dezenas e unidades:

número	Centena	Dezena	Unidade
555	500	50	5
86			
678			
56			
876			

Aluno (a): _____

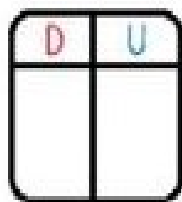
Nº _____

1- Escreva o número correspondente ao material dourado:

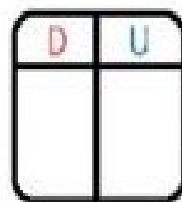
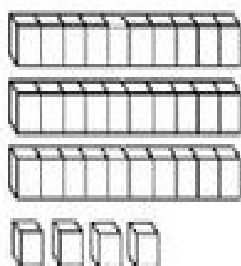


2- Escreva os números:

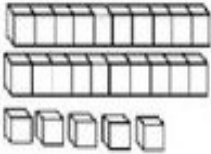
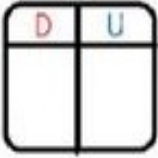
Siga o modelo.



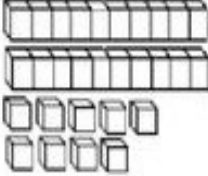
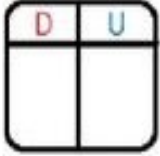
$$\boxed{10} + \boxed{4} = \boxed{14}$$



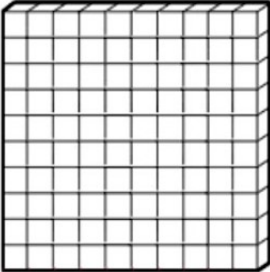
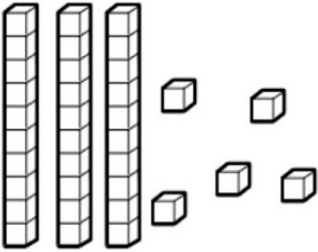

$$\boxed{} + \boxed{} = \boxed{}$$

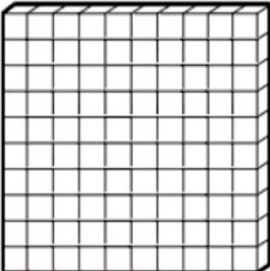
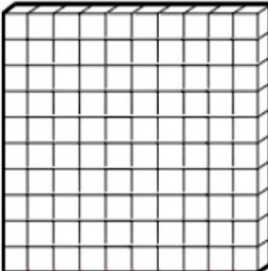
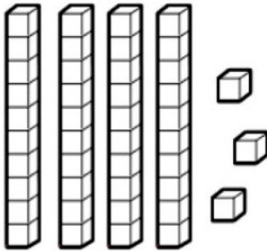

  $\square + \square = \square$

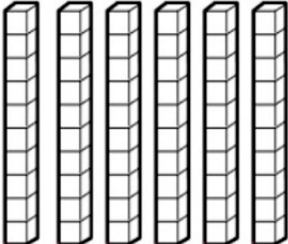
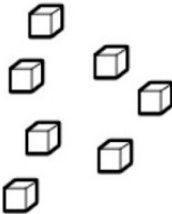

  $\square + \square = \square$

  $\square + \square = \square$

3- Observe e registre a quantidade:

4- Leia os números por extenso e coloque em números na tabela:

DUZENTOS E OITENTA E CINCO

C	D	U

QUINHENTOS E CINQUENTA E SETE

C	D	U

TRESENTOS E QUARENTA E DOIS

C	D	U

CENTO E NOVENTA E OITO

C	D	U

OITOCENTOS E VINTE E CINCO

C	D	U

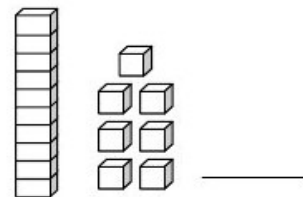
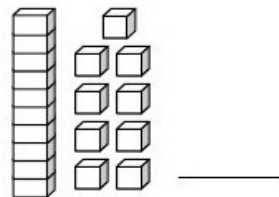
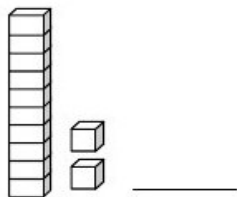
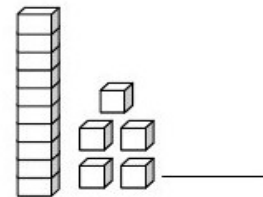
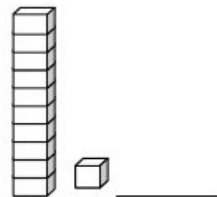
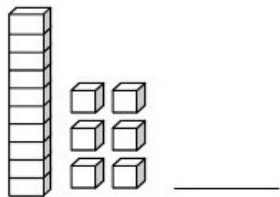
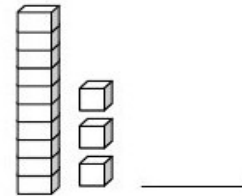
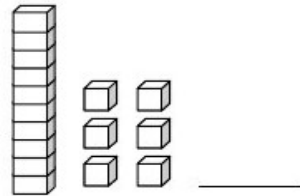
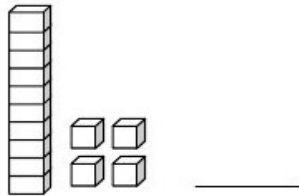
5- Decomponha os números em centenas, dezenas e unidades:

número	Centena	Dezena	Unidade
555	500	50	5
86			
678			
56			
876			

Aluno (a): _____

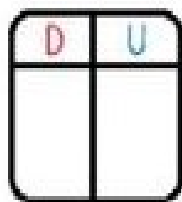
Nº _____

1- Escreva o número correspondente ao material dourado:

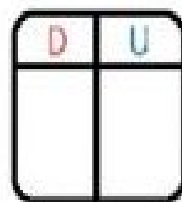
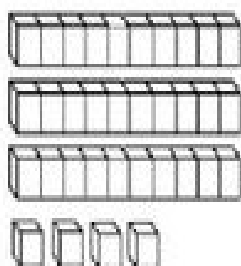


2- Escreva os números:

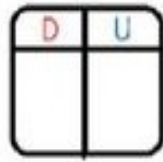
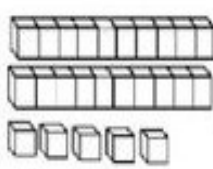
Siga o modelo.



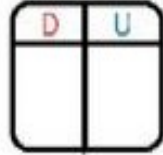
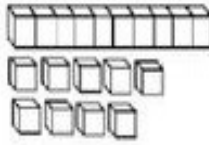
$$\boxed{10} + \boxed{4} = \boxed{14}$$



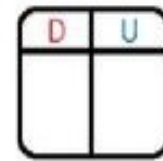
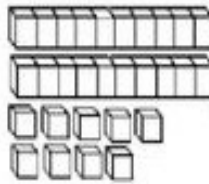
$$\boxed{} + \boxed{} = \boxed{}$$



$$\square + \square = \square$$


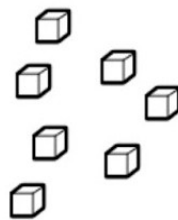
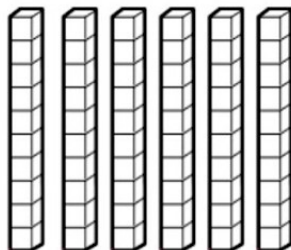

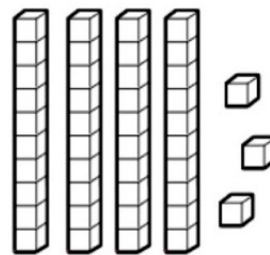
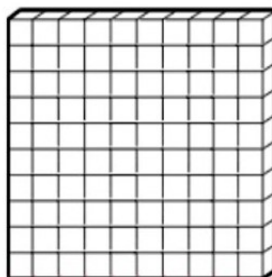
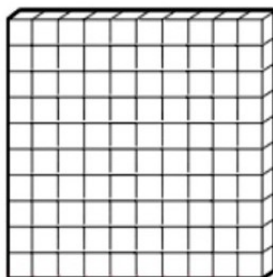

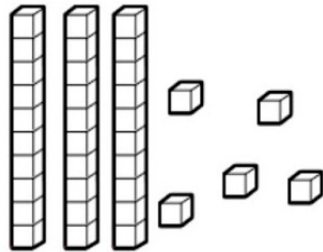
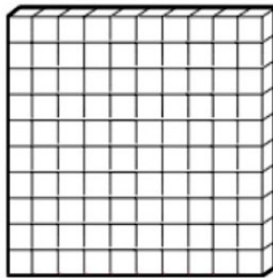


$$\square + \square = \square$$



$$\square + \square = \square$$

3- Observe e registre a quantidade:



4- Leia os números por extenso e coloque em números na tabela:

DUZENTOS E OITENTA E CINCO

C	D	U

QUINHENTOS E CINQUENTA E SETE

C	D	U

TRESENTOS E QUARENTA E DOIS

C	D	U

CENTO E NOVENTA E OITO

C	D	U

OITOCENTOS E VINTE E CINCO

C	D	U

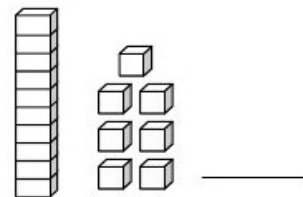
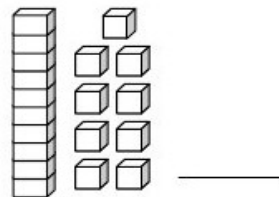
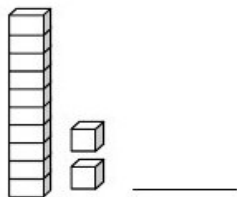
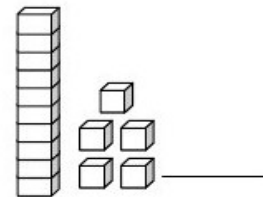
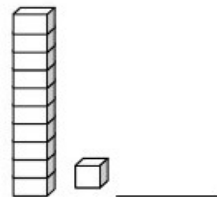
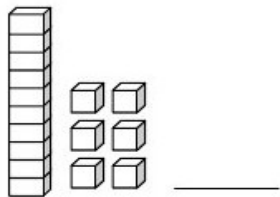
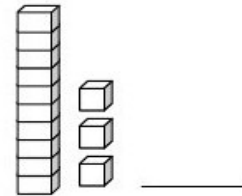
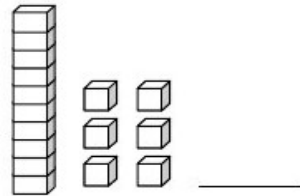
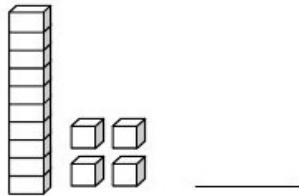
5- Decomponha os números em centenas, dezenas e unidades:

número	Centena	Dezena	Unidade
555	500	50	5
86			
678			
56			
876			

Aluno (a): _____

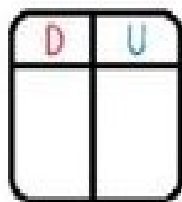
Nº _____

1- Escreva o número correspondente ao material dourado:

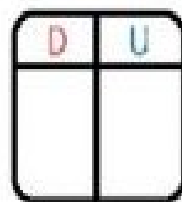
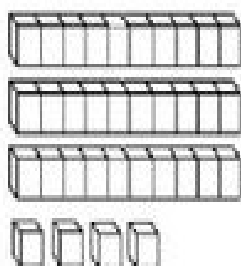


2- Escreva os números:



Siga o modelo.




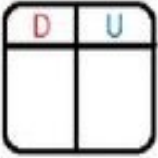
$$\boxed{10} + \boxed{4} = \boxed{14}$$






$$\boxed{} + \boxed{} = \boxed{}$$





  $\square + \square = \square$

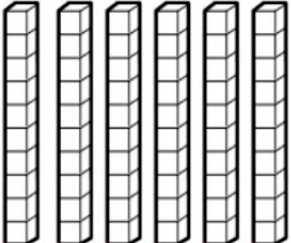
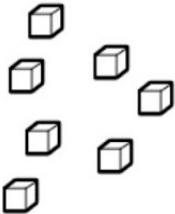

  $\square + \square = \square$

  $\square + \square = \square$

3- Observe e registre a quantidade:

4- Leia os números por extenso e coloque em números na tabela:

DUZENTOS E OITENTA E CINCO

C	D	U

QUINHENTOS E CINQUENTA E SETE

C	D	U

TRESENTOS E QUARENTA E DOIS

C	D	U

CENTO E NOVENTA E OITO

C	D	U

OITOCENTOS E VINTE E CINCO

C	D	U

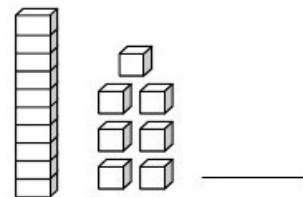
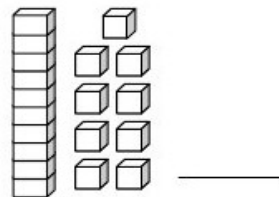
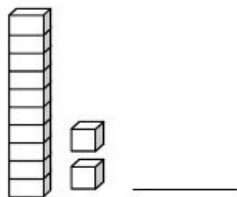
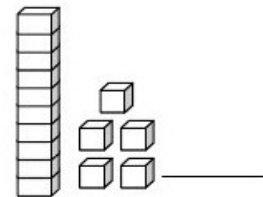
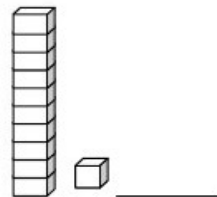
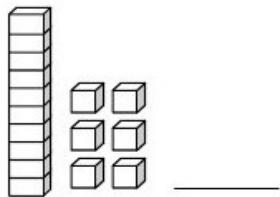
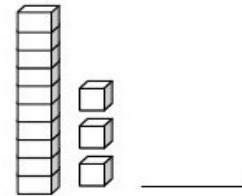
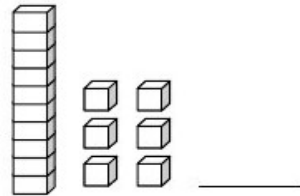
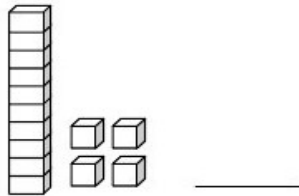
5- Decomponha os números em centenas, dezenas e unidades:

número	Centena	Dezena	Unidade
555	500	50	5
86			
678			
56			
876			

Aluno (a): _____

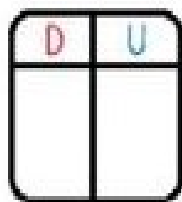
Nº _____

1- Escreva o número correspondente ao material dourado:

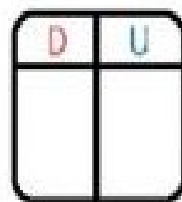
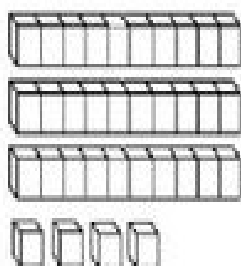


2- Escreva os números:

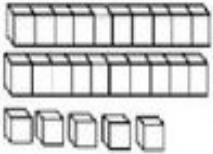

Siga o modelo.



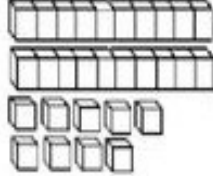
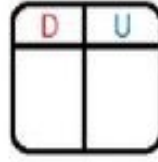
$$\boxed{10} + \boxed{4} = \boxed{14}$$



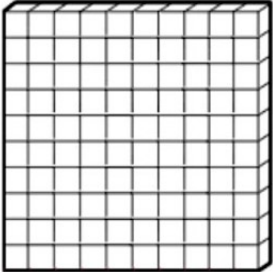
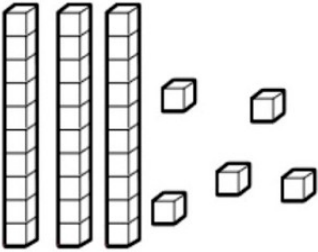

$$\boxed{} + \boxed{} = \boxed{}$$

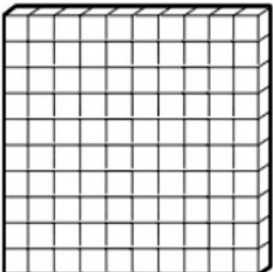
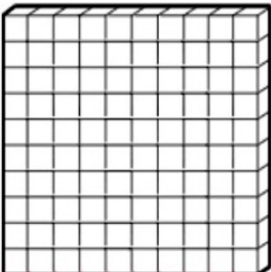
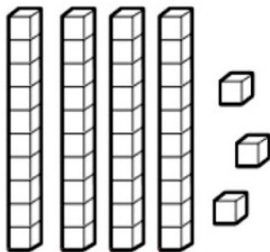

  $\square + \square = \square$

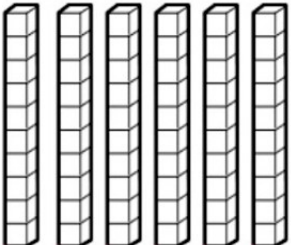
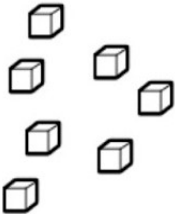

  $\square + \square = \square$

  $\square + \square = \square$

3- Observe e registre a quantidade:

4- Leia os números por extenso e coloque em números na tabela:

DUZENTOS E OITENTA E CINCO

C	D	U

QUINHENTOS E CINQUENTA E SETE

C	D	U

TRESENTOS E QUARENTA E DOIS

C	D	U

CENTO E NOVENTA E OITO

C	D	U

OITOCENTOS E VINTE E CINCO

C	D	U

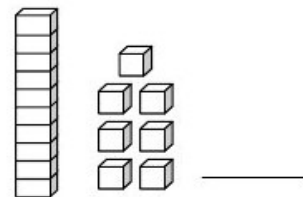
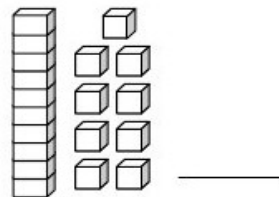
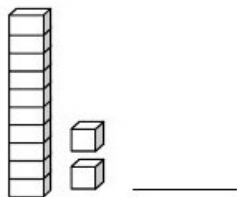
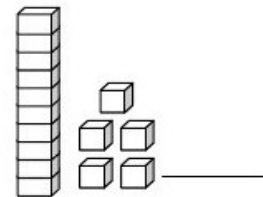
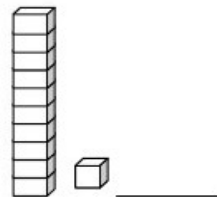
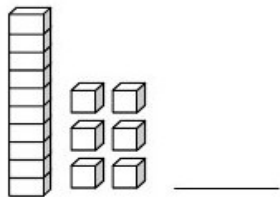
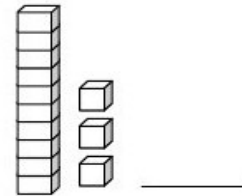
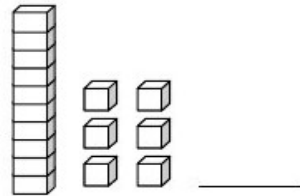
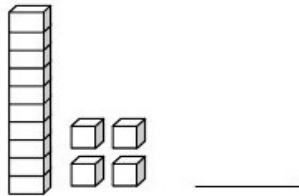
5- Decomponha os números em centenas, dezenas e unidades:

número	Centena	Dezena	Unidade
555	500	50	5
86			
678			
56			
876			

Aluno (a): _____

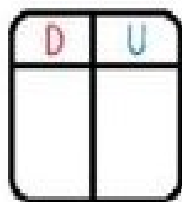
Nº _____

1- Escreva o número correspondente ao material dourado:

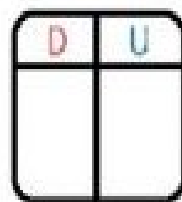
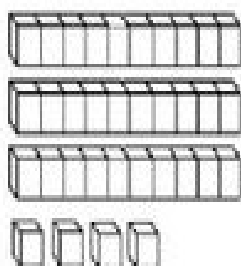


2- Escreva os números:

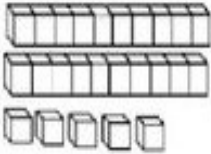
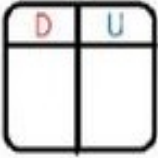
Siga o modelo.



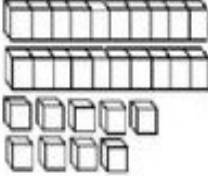
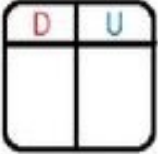
$$\boxed{10} + \boxed{4} = \boxed{14}$$



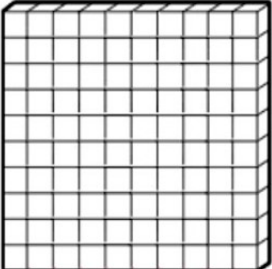
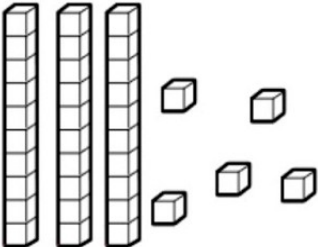

$$\boxed{} + \boxed{} = \boxed{}$$

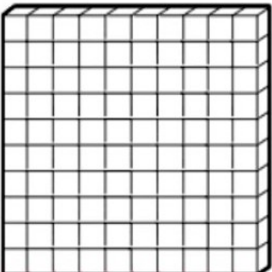
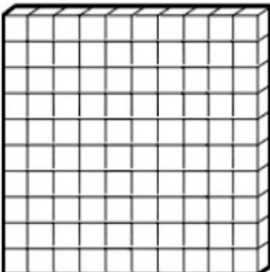
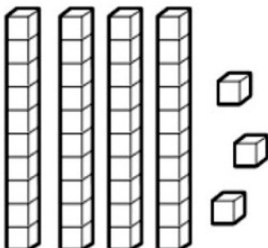

  $\square + \square = \square$

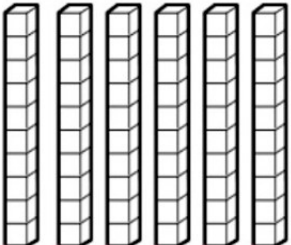
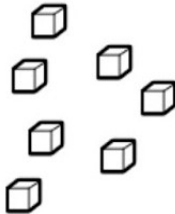

  $\square + \square = \square$

  $\square + \square = \square$

3- Observe e registre a quantidade:

4- Leia os números por extenso e coloque em números na tabela:

DUZENTOS E OITENTA E CINCO

C	D	U

QUINHENTOS E CINQUENTA E SETE

C	D	U

TRESENTOS E QUARENTA E DOIS

C	D	U

CENTO E NOVENTA E OITO

C	D	U

OITOCENTOS E VINTE E CINCO

C	D	U

5- Decomponha os números em centenas, dezenas e unidades:

número	Centena	Dezena	Unidade
555	500	50	5
86			
678			
56			
876			