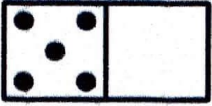








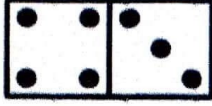






Aluno (a): \_\_\_\_\_

Nº \_\_\_\_\_

## 1. Resolva as adições

  <input type="text"/>	  <input type="text"/>	  <input type="text"/>
$\underline{\quad} + \underline{\quad} = \underline{\quad}$	$\underline{\quad} + \underline{\quad} = \underline{\quad}$	$\underline{\quad} + \underline{\quad} = \underline{\quad}$
  <input type="text"/>	  <input type="text"/>	  <input type="text"/>
$\underline{\quad} + \underline{\quad} = \underline{\quad}$	$\underline{\quad} + \underline{\quad} = \underline{\quad}$	$\underline{\quad} + \underline{\quad} = \underline{\quad}$
  <input type="text"/>	  <input type="text"/>	  <input type="text"/>
$\underline{\quad} + \underline{\quad} = \underline{\quad}$	$\underline{\quad} + \underline{\quad} = \underline{\quad}$	$\underline{\quad} + \underline{\quad} = \underline{\quad}$

2. Risque os elementos de cada conjunto para que todos fiquem com meia dezena.  
Eu já comecei.



3. Continue desenhando para formar uma dezena

